



# Octo™ Series

*Infinite Possibilities*

---

Product Data Sheet | Version 1.0

Busch Systems International Inc.  
81 Rawson Avenue, Barrie ON., Canada  
1.800.565.9931  
buschsystems.com



View the Octo™ Series Online!





## INFINITE POSSIBILITIES

Create a modern look without sacrificing practicality. Eight flat sides allow for 360-degree customized labelling options. The Octo™ is the perfect container for large public spaces both indoor and outdoor with an edgy, yet practical and durable design.

### POPULAR SKU'S



104449

104435

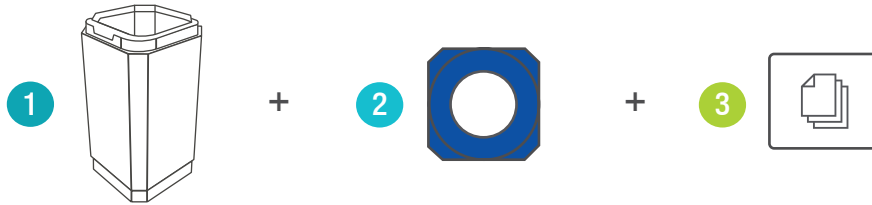
104447

104434

104446

104433

∞  
**BUILD YOUR OCTO™ STATION**



**ONE: THE BODY**

- Indoor with Top Load Lid
- Outdoor with Front Load Lid

**TWO: THE STOCK COLOR**

- See stock color specifications for available opening options

**THREE: THE LABELS**

- Choose from our stock options or customize your own!

**BODY SPECIFICATIONS**

Below are the available Body Options for the Octo™ Series. The measurement guide is the essence of various standard measuring methods. All measurements are in inches. The Octo™ is available in an indoor or outdoor option in Greystone. The provided openings are available in four stocked finishes to choose from. Talk to your dedicated Busch Systems® sales representative for more information on how to choose the right container for your space.



Body Shape	Height	Width	Depth	Weight	Capacity
Indoor	36.75"H (933.45mm)	19.5"W (495.3mm)	19.5"D (495.3mm)	34.21lbs (15.51 kg)	32 gal
Outdoor	48.5"H (1231.9mm)	19.5"W (495.3mm)	19.5"D (495.3mm)	34.21lbs (15.51kg)	32 gal


**STOCK BODY COLORS**

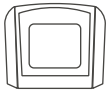


Greystone


## LID OPENING SPECIFICATIONS

The chart below outlines the available Lid Opening Options for each Octo™ Series model as well as the associated opening dimensions. Be sure to run a preliminary audit of the popular materials that are discarded where your Octo™ Series containers will be placed. Talk to your dedicated Busch Systems® sales representative for more information.


	Top Load Lid
Indoor	
Opening Dimensions	19.4375"L x 19.4375"W x 4.625"H   493.7mm L x 493.7mm W x 117.5 H

	Front Load Lid
Outdoor	
Opening Dimensions	19.4375"L x 19.4375"W x 16.1875"H   493.7mm L x 493.7mm W x 411.2mm

### STOCK LID COLORS



### STOCK LID COLORS



## FACE PLATES

Available stock colours of face plates for the front load lid option.



100791



104433




104434




104435

### STOCK FACE PLATE COLORS

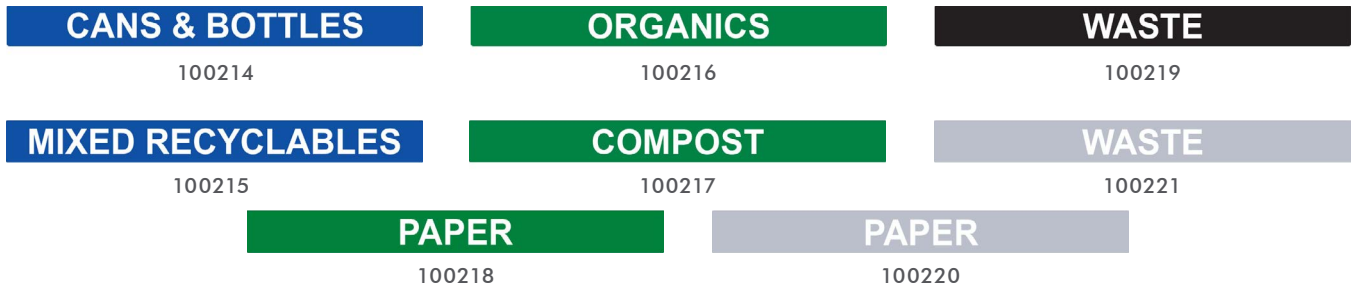


**STOCK LABELS**

Eight-sided design allows for ample signage and labeling options with optional colored face plates to communicate stream differentiation. The Octo™ face plates and signage allow the option for customized colors and labelling to increase your diversion rate.



SIDE LABELS



PLEASE NOTE: Because different computers, monitors, and printers render colors and textures differently, actual finishes may vary from those shown here.

**OCTO™ WEIGHTED BASE ASSEMBLY - FRONT LOAD OUTDOOR**

	Weighted Base	Front Load Unit*	Cap	Label	Insert Rod
Octo™ Contents					

\*with or without faceplate.

To install your Octo™ Weighted Base for the Front Load Outdoor containers:

1. Remove Octo™ from carton and locate the Weighted Base & rod.
2. Unscrew cap from Weighted Base and fill with sand. Once filled, replace cap and screw to tighten.
3. Place Weighted Base in desired location for Octo™ placement. Ensure that the Front verbiage faces towards you for easier insertion into base.
4. Place unit slowly over Weighted Base. You will know its properly in place once it settles into the base.
5. Insert rod through the front channel located on the bottom front surface of Octo™. Rod should insert fully and sit flush to Octo™ surface.
6. Place provided Busch label over exposed rod front surface.
7. Weighted Base has now been fully installed.

## IDEAL BAG SIZE

Octo Series	32 Gallons
Ideal Bag Size (inches)	34 x 40

## MATERIAL & CONSTRUCTION DETAILS

Not all recycling & waste receptacles are created equal. Our company policy is never to compromise on our workmanship or the quality material standards we've set. We only recommend and use quality first grade materials on our recycling & waste containers, and source these from OEM's at highly-competitive prices. Being a manufacturer that buys at high-quantities gives significant buying power with companies which in turn saves you money.

The design process, materials used, finishes and manufacturing standards all affect the final product. Every decision is vital to getting the most value for your investment. You deserve recycling & waste containers that meets your demands for quality and durability and will enhance your working environment for years to come.

Component	Material(s)	Construction
Bodies	LDPE	<ul style="list-style-type: none"> <li>Bodies are molded from durable LDPE</li> </ul>
Lids	LDPE	<ul style="list-style-type: none"> <li>Lids are molded form durable LDPE</li> </ul>
Liners	LDPE	<ul style="list-style-type: none"> <li>Liners are molded from durable LDPE</li> </ul>

## ENVIRONMENTAL CONSIDERATIONS

- All Octo™ Series Receptacles use a low energy, resource efficient manufacturing and curing process
- All Octo™ Series Receptacle components disassemble at end of life and are fully recyclable
- Low maintenance and extremely long service life
- Manufactured in North America

Configurations	Post-Industrial Recycled Content	Post-Consumer Recycled Content	Total Recycled Content	3rd Party Certifications
Octo™	Contact us	Contact us	Contact us	-

Busch Systems® is dedicated to environmental responsibility. We maintain an Environmental Management System and are continually working to improve our impact through efficiency, material selection, vendor education, employee involvement, and an unwavering commitment to being a B-Corporation®. If you would like additional information on our product development process or if you don't see the information you need for your project on this page, please contact our Sustainability Team at [sustainability@buschsystems.com](mailto:sustainability@buschsystems.com).

## LEAD TIME

Our standard lead times on the Octo™ Series are 3-5 days for stock and approximately 6-8 weeks for large or custom orders. Please contact us to discuss your specific timing requirements.

## PRICING

Please contact us at **800.565.9931** or [sales@buschsystems.com](mailto:sales@buschsystems.com). At Busch Systems®, we design, manufacture and sell our products directly to you. Our sales team is available to assist you with questions about our products, requests for quotes, and orders. Vertical Managers are located across North America to assist with the front-end specification and quoting process, and our in-house Project Sales Coordinators follow your project through from the time you place an order to shipment.

## TO ORDER PLEASE SPECIFY

Quantity, body model, lid model, label choice and any optional product accessories. Talk to your dedicated Busch Systems® sales representative for more information. If you do not have a dedicated Sales Representative please contact us via our website at [buschsystems.com/contact-us/](https://buschsystems.com/contact-us/)

## INSTALLATION

Busch Systems® Octo™ Series containers are hassle-free when it comes to installation. Each container comes individually boxed using high-density cardboard with high-recycled content to ensure safe and environmentally friendly transport.

To install your Octo™ Series containers:

1. Unbox each unit
2. Apply your chosen labels
3. (If applicable) Anchor bin to ground through pilot holes at the bottom of the unit.

## CARE & MAINTENANCE

Advantages of Busch Systems® HDPE & LDPE receptacles include:

- Great low temperature impact resistance and excellent chemical resistance
- Great high temperature impact resistance
- Lower stiffness rating which reduces the potential for stress cracking
- High strength-to-density ratio

Their appearance and lifespan will be greatly affected by their care. The frequency of cleaning required depends on the environment in which the containers are used. Outdoor containers will be subject to different environmental conditions than indoor units, i.e. sun, rain, wind, pollution, winter temperatures, and salt/sea air.

To avoid the accumulation of dirt and grime on your Busch Systems® products, and help prevent corrosion, we recommend that a mild detergent be used (not an abrasive), such as a pH-neutral liquid (hand dishwashing or hand car washing soaps, for example) diluted in warm water. Rinse well with clean water. Any dirt adhering to the powder coating should be removed. In order to remove deposits such as salt or dust, use a soft brush (non-abrasive). If this is not sufficient to remove stubborn soiling, the following products have been tested for use:

*Note: Always test soaps/cleaners on a hidden and/or small area beforehand*

- Ajax Cream
- Liquid Gumption
- Flash (in water)
- Ajax Liquid (in water)
- Cutting compound ('T. Cut')

If solvents are absolutely needed to remove marks, a soft cloth dampened with white spirit may be used.

## GENERAL CARE

- Clean with a power washer or light scrub brush (outdoor/municipal bins)
- Clean with a mild detergent with a damp sponge or cloth (indoor/office bins)
- For soil and stain remover, cleaners like Fantastik, Armor All or Acetone may be tried
- UV safe cleaners MUST be used on all outdoor bins

## THINGS TO AVOID

- Cleaners with chloride or bleach
- Solvents
- Abrasive detergents
- Steel wool or Scouring pads

*Contact Us Today for a Quote on Your Octo™ Station!*



**BUSCH**®  
SYSTEMS

Certified



Corporation